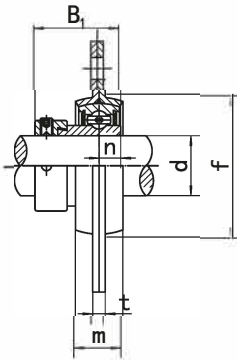
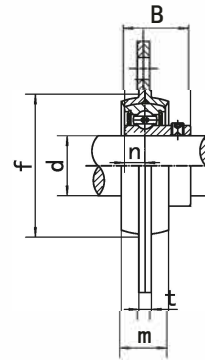
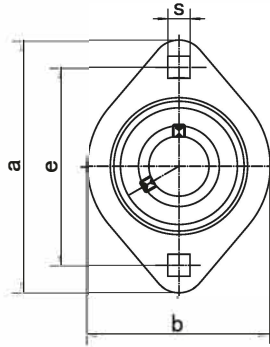


**SAPFL2**  
 (SA2-Fitted)

**Pressed Housing Flange Units**  
 (Light duty)

**SBPFL2**  
 (SB2-Fitted)


SAPFL2



SBPFL2

Unit NO.	Dimensions ( mm / in. )										Bolt Size mm/in.	Bearing No.	Housing No.	Weight (kg)
	d	a	e	b	m	S	t	f <sub>(min)</sub>	B <sub>1</sub>	n				
SAPFL 201 201-8	12 1/2	81 3-3/16	63.5 2-1/2	59 2-21/64	14 9/16	7.1 9/32	4 0.157	49 1-59/64	29 1.1260	6.5 0.2559	M6 1/4	SA201	PFL204	0.20
SAPFL 202 202-9 202-10	15 9/16 5/8											SA201-8		
SAPFL 203 203-11	17 11/16											SA202		
SAPFL 204 204-12	20 3/4	90 3-35/64	71.5 2-13/16	67 2-41/64	16 5/8	9 23/64	4 0.157	56 2-13/64	31 1.2204	7.5 0.2953	M8 5/16	SA204	PFL204	0.25
SAPFL 205 205-13 205-14 205-15 205-16	25 13/16 7/8 15/16 1	95 3-3/4	76 2-63/64	71 2-51/64	18 23/32	9 23/64	4 0.157	60 2-23/64	31 1.2204	7.5 0.2953	M8 5/16	SA205	PFL205	0.29
SAPFL 206 206-17 206-18 206-19 206-20	30 1-1/16 1-1/8 1-3/16 1-1/4	113 4-7/16	90.5 3-9/16	84 3-5/16	18 23/32	11 7/16	5.2 0.205	71 2-51/64	35.7 1.4055	9 0.3543	M10 3/8	SA206	PFL206	0.46
SAPFL 207 207-20 207-21 207-22 207-23	35 1-1/4 1-5/16 1-3/8 1-7/16	122 4-13/16	100 3-15/16	94 3-45/64	20 25/32	11 7/16	5.2 0.205	81 3-3/16	38.9 1.5315	9.5 0.3740	M10 3/8	SA207	PFL207	0.67
SAPFL 208 208-24 208-25	40 1-1/2 1-9/16	148 5-13/16	119 4-11/16	100 3-15/16	21 13/16	13.5 17/32	6.8 0.268	91 3-37/64	43.7 1.7205	11 0.4331	M12 1/2	SA208	PFL208	0.91

Unit NO.	Dimensions ( mm / in. )										Bolt Size mm/in.	Bearing No.	Housing No.	Weight (kg)
	d	a	e	b	m	S	t	f <sub>(min)</sub>	B	n				
SBPFL 201 201-8	12 1/2	81 3-3/16	63.5 2-1/2	59 2-21/64	14 9/16	7.1 9/32	4 0.157	49 1-59/64	22 0.8661	6 0.2362	M6 1/4	SB201	PFL204	0.18
SBPFL 202 202-9 202-10	15 9/16 5/8											SB201-8		
SBPFL 203 203-11	17 11/16											SB202		
SBPFL 204 204-12	20 3/4	90 3-35/64	71.5 2-13/16	67 2-41/64	16 5/8	9 23/64	4 0.157	56 2-13/64	25 0.9843	7 0.2756	M8 5/16	SB204	PFL204	0.22
SBPFL 205 205-13 205-14 205-15 205-16	25 13/16 7/8 15/16 1	95 3-3/4	76 2-63/64	71 2-51/64	18 23/32	9 23/64	4 0.157	60 2-23/64	27 1.0630	7.5 0.2953	M8 5/16	SB205	PFL205	0.25
SBPFL 206 206-17 206-18 206-19 206-20	30 1-1/16 1-1/8 1-3/16 1-1/4	113 4-7/16	90.5 3-9/16	84 3-5/16	18 23/32	11 7/16	5.2 0.205	71 2-51/64	30 1.1811	8 0.3150	M10 3/8	SB206	PFL206	0.40
SBPFL 207 207-20 207-21 207-22 207-23	35 1-1/4 1-5/16 1-3/8 1-7/16	122 4-13/16	100 3-15/16	94 3-45/64	20 25/32	11 7/16	5.2 0.205	81 3-3/16	32 1.2598	8.5 0.3346	M10 3/8	SB207	PFL207	0.53
SBPFL 208 208-24 208-25	40 1-1/2 1-9/16	148 5-13/16	119 4-11/16	100 3-15/16	21 13/16	13.5 17/32	6.8 0.268	91 3-37/64	34 1.3386	9 0.3543	M12 1/2	SB208	PFL208	0.75